
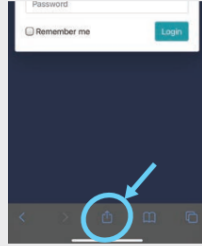


# How to add the website to your mobile's home screen?

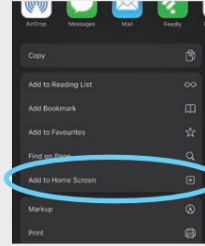
Open Safari and navigate to dashboard.trakngo.com.au



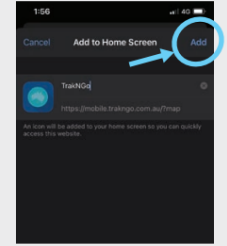
Click on the "Share" button in the bottom toolbar.



Scroll down and select "Add to Home Screen".




Confirm the action by clicking on "Add".



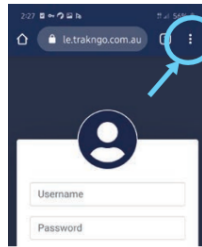
## Samsung / Android Device

Please note that these instructions may vary depending on which version of Android you are running.

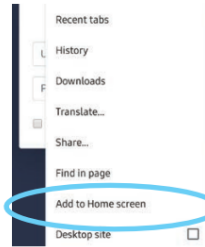
Open Chrome and navigate to dashboard.trakngo.com.au



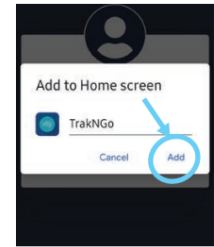
Click on the "Menu" 3-dotted button in the top-right toolbar.



Scroll down and select "Add to Home Screen".



Confirm the action by clicking on "Add".



Revision #3

Created 25 August 2022 01:54:53 by Jatin Kumar

Updated 25 August 2022 01:56:58 by Jatin Kumar