Reports

- How to export a report to pdf or csv?
- What is Vehicle Summary report?
- What is a Movement Report?
- What is a Stationary Report?
- What is a Alert Report?
- What is a Geofence Report?
- What is a Notifications Report?
- What is a Temperature Report?
- What is a Vehicle History Report?
- How to generate a report?
- How to filter results of a report?

How to export a report to pdf or csv?

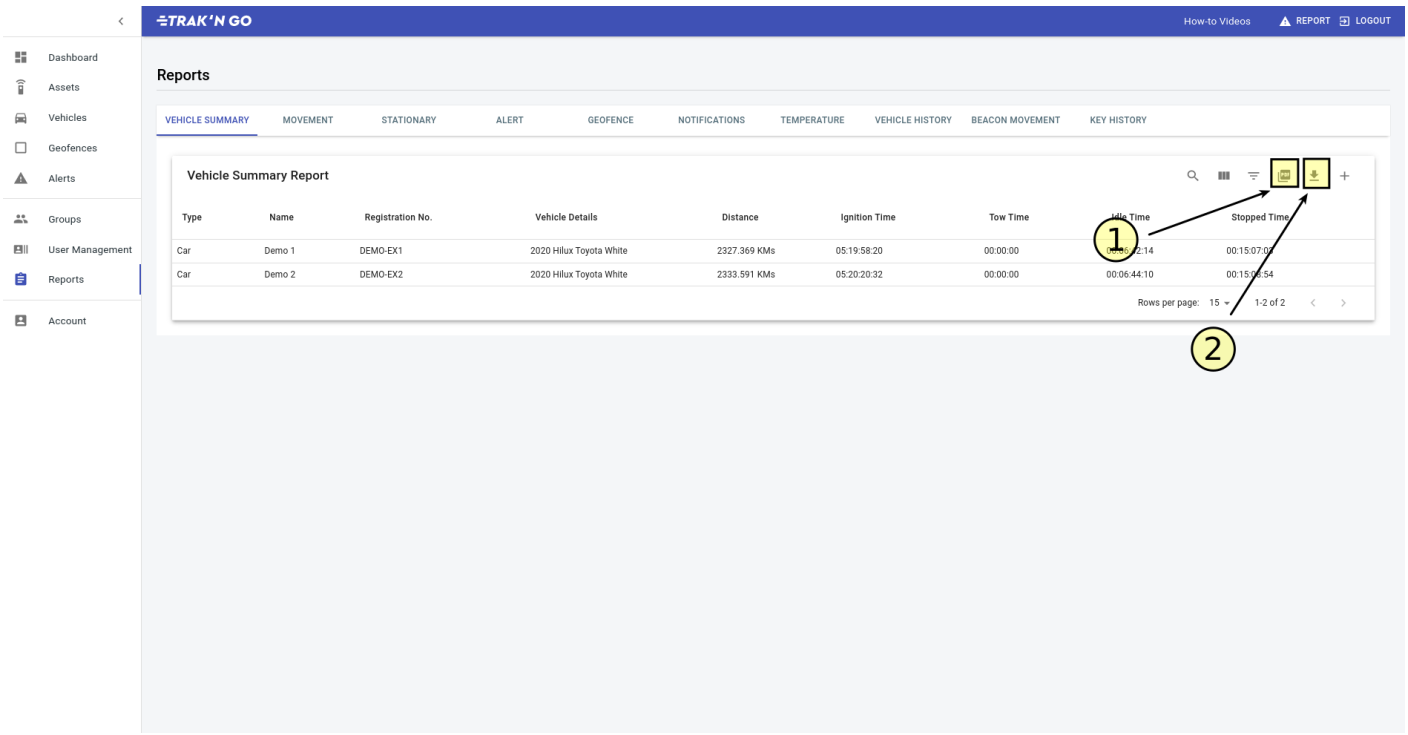

Generate a report first. Then

1. Click this icon to export to PDF.
2. Or Click this if you want to export to a csv.

For Temperature and Beacon Movement reports look for these buttons instead.



What is Vehicle Summary report?

Vehicle Summary report gives you the following information on vehicles between two dates:

- total distance
- total ignition time
- total tow time
- total idle time
- total stopped time

It is useful if you are looking for figures on:

- How much distance did a vehicle travel?
- How long was it driving/towed/idling/stopped for?

What is a Movement Report?

Movement report gives you all the driving and towed events for a vehicle. The movement report gives you the following information on these movement events:

- Movement type
- Movement time
- Start location
- Stop location
- Total distance covered by the movement
- Total duration of the movement
- Logbook notes

It is useful if you are looking for:

- All movement events for a vehicle

What is a Stationary Report?

Stationary report gives you all the idle and stopped events for a vehicle. The stationary report gives you the following information on these stationary events:

- Stationary type
- Stationary time
- Location
- Total duration of the event
- Logbook notes

It is useful if you are looking for:

- All stationary events for a vehicle

What is a Alert Report?

Alert report gives you all notifications generated by an alert being triggered. The report will give:

- Time alert was triggered
- Vehicle details that triggered the alert
- Location of the vehicle when the alert was triggered

It is useful if you are looking for:

- All the vehicles that have triggered one alert.

What is a Geofence Report?

Geofence report gives you all notifications generated by a geofence being triggered. The report will give:

- Time geofence was triggered
- Vehicle details that triggered the geofence
- Whether geofence was entered or exited
- Location of the vehicle when the geofence was triggered

It is useful if you are looking for:

- All the vehicles that have triggered one geofence.

What is a Notifications Report?

Notifications report gives you all notifications generated by a vehicle(geofences or alerts). The report will give:

- Time notification was created
- Details of alert or geofence
- Timeslot of geofence (if notification was of a geofence)
- Location of the notification

It is useful if you are looking for:

- All the alerts or geofences that have been triggered by vehicle

What is a Temperature Report?

Note: This report requires temperature probe to be installed.

Temperature report gives you a temperature graph for a vehicle.

What is a Vehicle History Report?

Vehicle history report is primarily for knowing when the vehicles were added to your account.

How to generate a report?

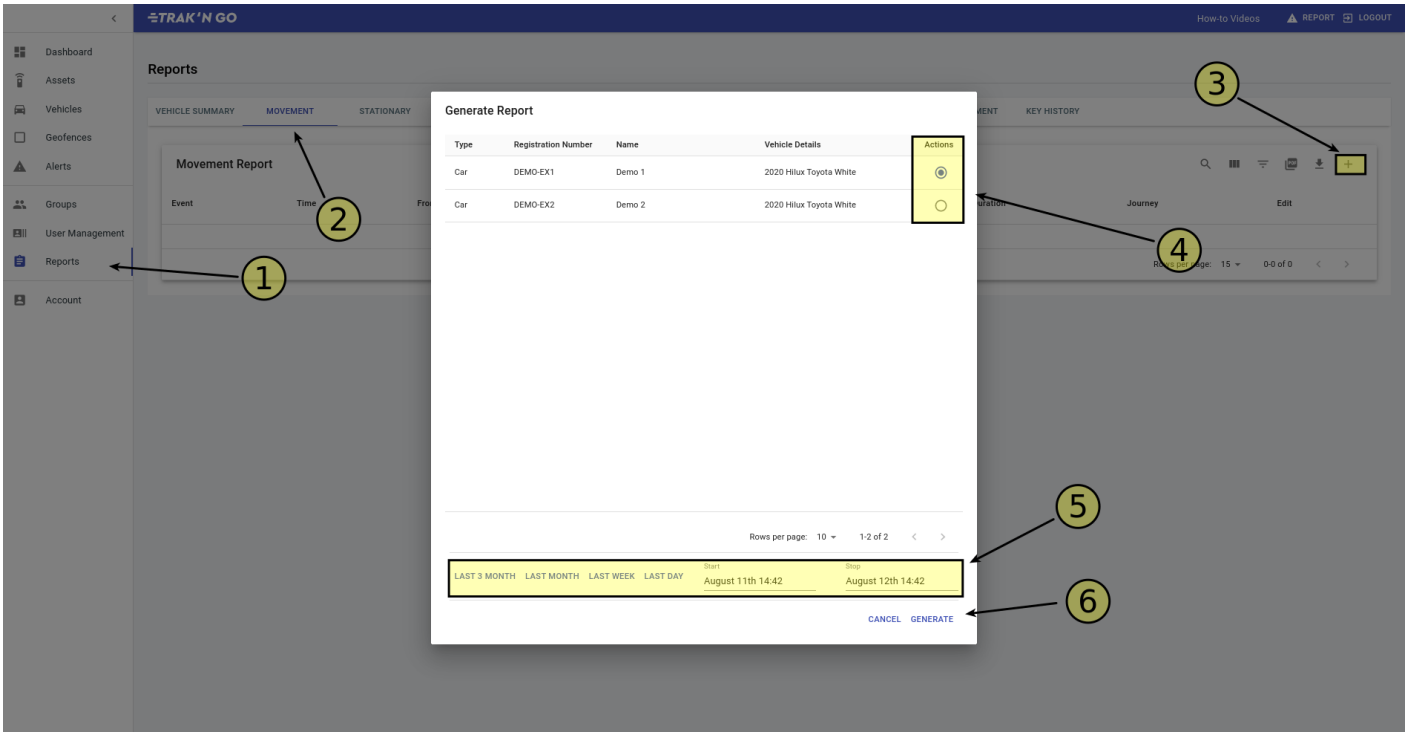

1. Make sure you are on the Reports page.
2. Make sure you are on the appropriate tab for the report that you are after.
3. Click the indicated + button.
   NOTE - For Temperature and Beacon Movement report, click the following button instead.

   GENERATE REPORT

4. Select one vehicle for the report.
   NOTE - For Vehicle Summary report, you can select multiple vehicles.
   NOTE - For Vehicle History report, this step is skipped.
5. Select a start and stop time. You can also use the quick fill buttons for this.
6. Click GENERATE to create the report.

How to filter results of a report?

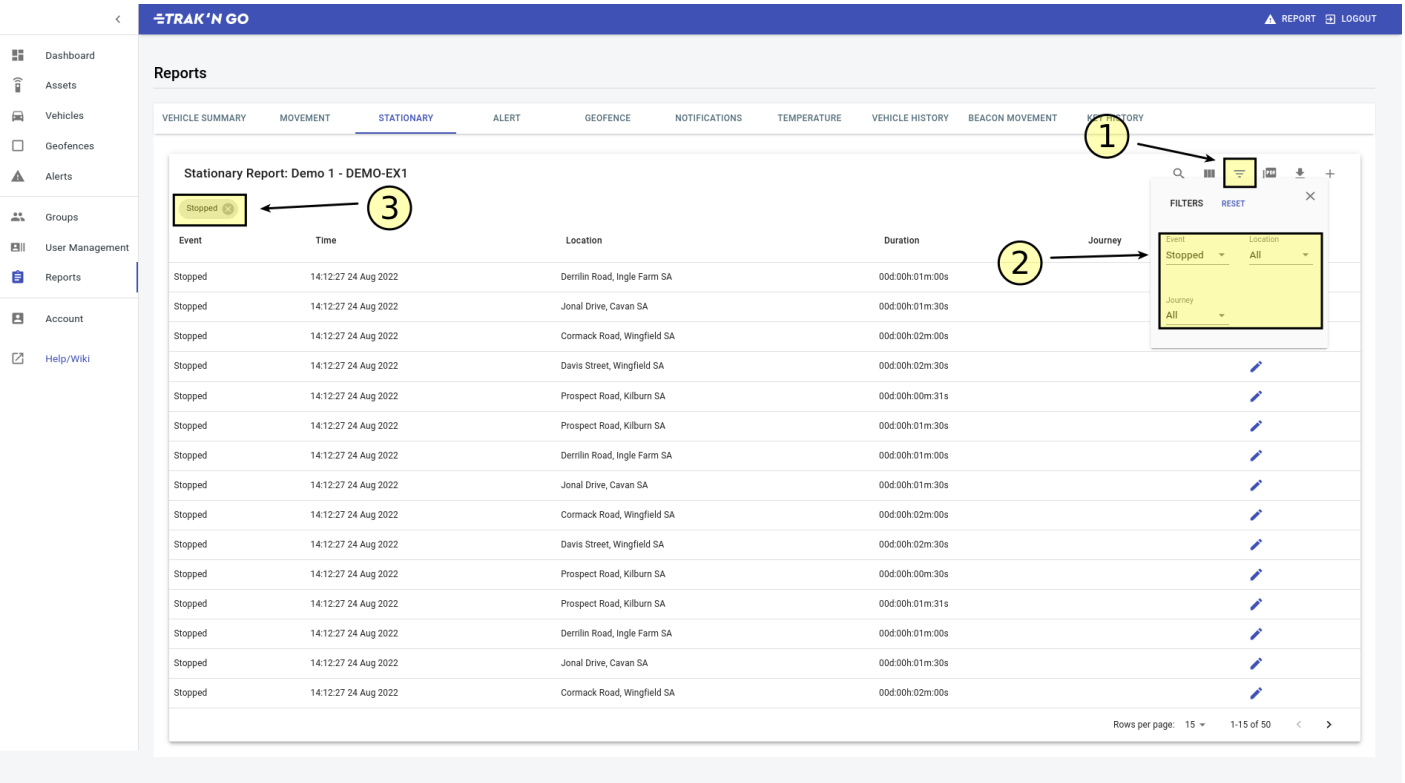

After you have generated a report.

1. To apply a filter, click the indicated button.
2. Select from the provided filter. The results will be instantly filtered.
3. You will see the applied filters here.