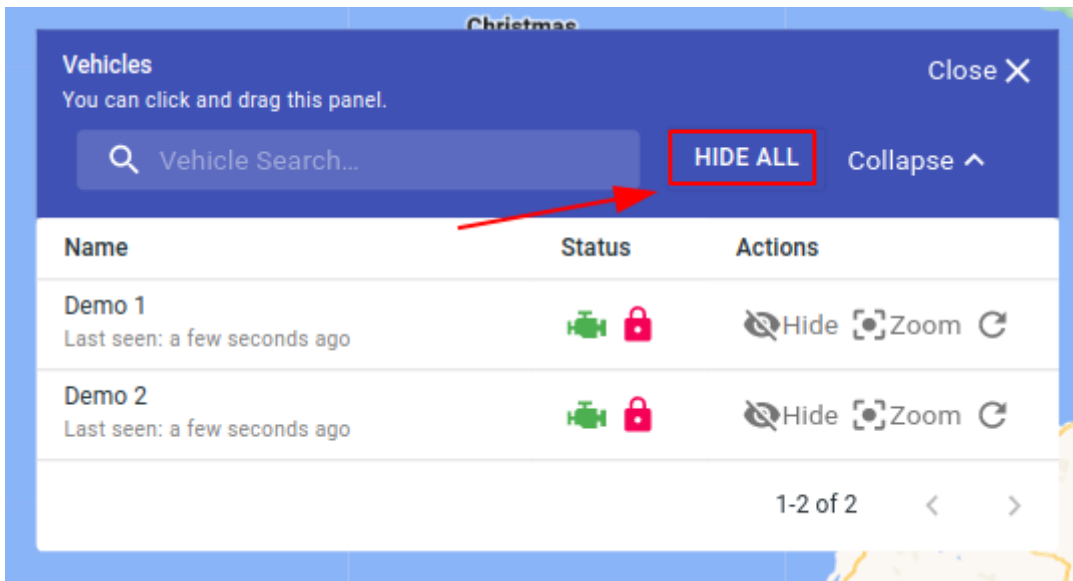


# FAQ

- [How to show or hide all vehicles/geofences/assets from the map?](#)
- [How to add the website to your mobile's home screen?](#)


# How to show or hide all vehicles/geofences/assets from the map?



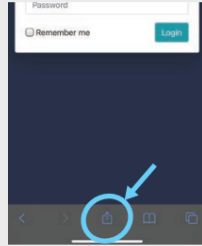
Look for the the "SHOW ALL" or the "HIDE ALL" on the appropriate vehicle/geofence/asset floating panel.

# How to add the website to your mobile's home screen?

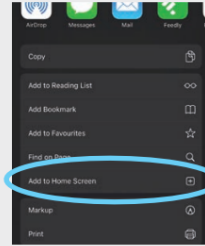
Open Safari and navigate to [dashboard.trakngo.com.au](https://dashboard.trakngo.com.au)



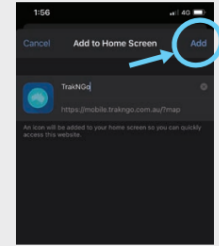
Click on the "Share" button in the bottom toolbar.



Scroll down and select "Add to Home Screen".




Confirm the action by clicking on "Add".



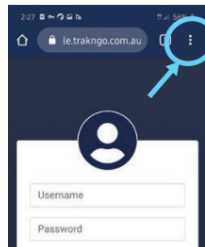
## Samsung / Android Device

Please note that these instructions may vary depending on which version of Android you are running.

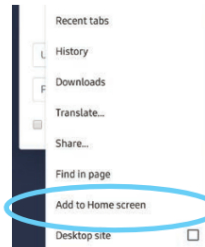
Open Chrome and navigate to [dashboard.trakngo.com.au](https://dashboard.trakngo.com.au)



Click on the "Menu" 3-dotted button in the top-right toolbar.



Scroll down and select "Add to Home Screen".



Confirm the action by clicking on "Add".

